


Steps to find sdf file

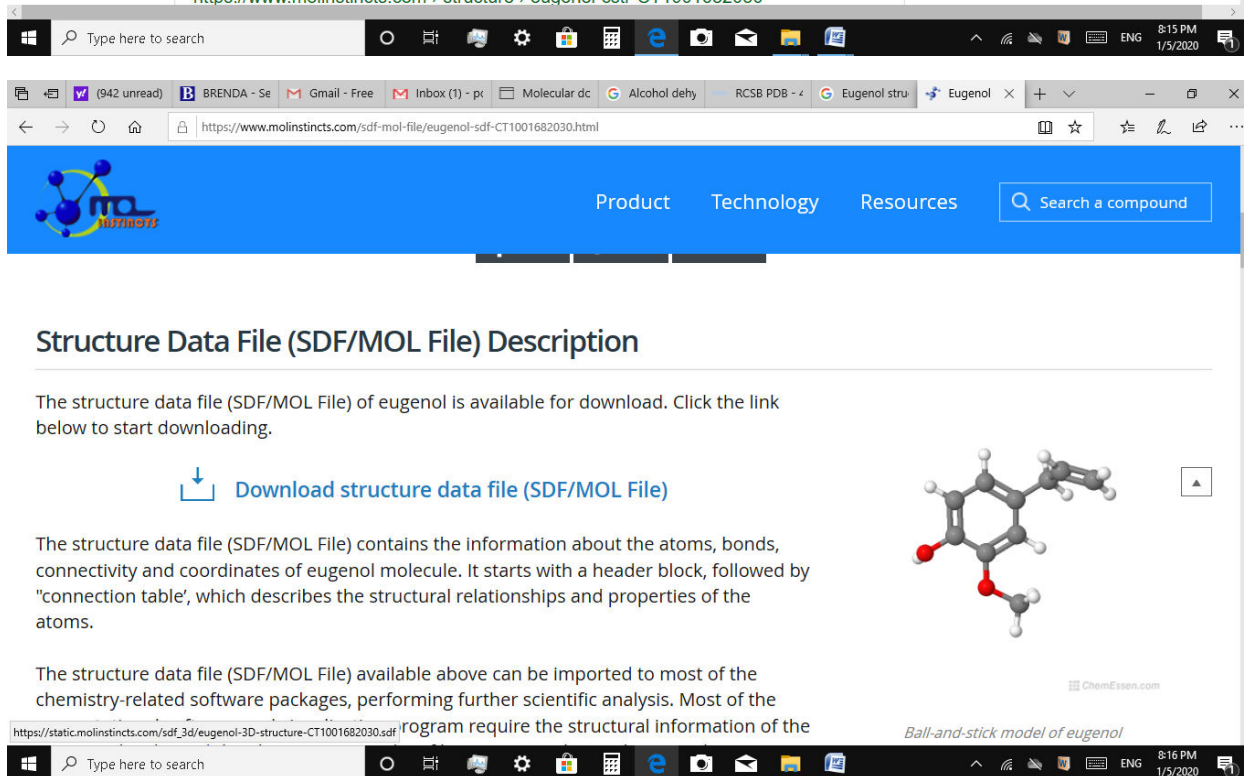
Step 1. Find sdf file of eugenol



The screenshot shows a Google search for "Eugenol structure mol file". The search results page displays "About 79,000 results (0.62 seconds)". Under the heading "Scholarly articles for Eugenol structure mol file", there are three articles listed:

- ... and insilico neuroprotective activity of eugenol against ... - Prabhu - Cited by 3
- Design and synthesis of eugenol derivatives, as potent ... - Sadeghian - Cited by 81
- Gas phase conversion of eugenol into various ... - Verma - Cited by 12

A featured snippet provides information about the SDF/MOL file of eugenol, stating it is available for download and provides details about the file's content. To the right of the text is a 2D chemical structure of eugenol. Below the snippet is a link to "Eugenol Structure - Mol-Instincts" with the URL <https://www.molinstincts.com/structure/eugenol-cstr-CT1001682030>.



The screenshot shows the Mol-Instincts website page for "Eugenol structure". The page has a blue header with the Mol-Instincts logo and navigation links for "Product", "Technology", and "Resources". A search bar is present with the text "Search a compound". The main content area is titled "Structure Data File (SDF/MOL File) Description".

The text on the page states: "The structure data file (SDF/MOL File) of eugenol is available for download. Click the link below to start downloading."

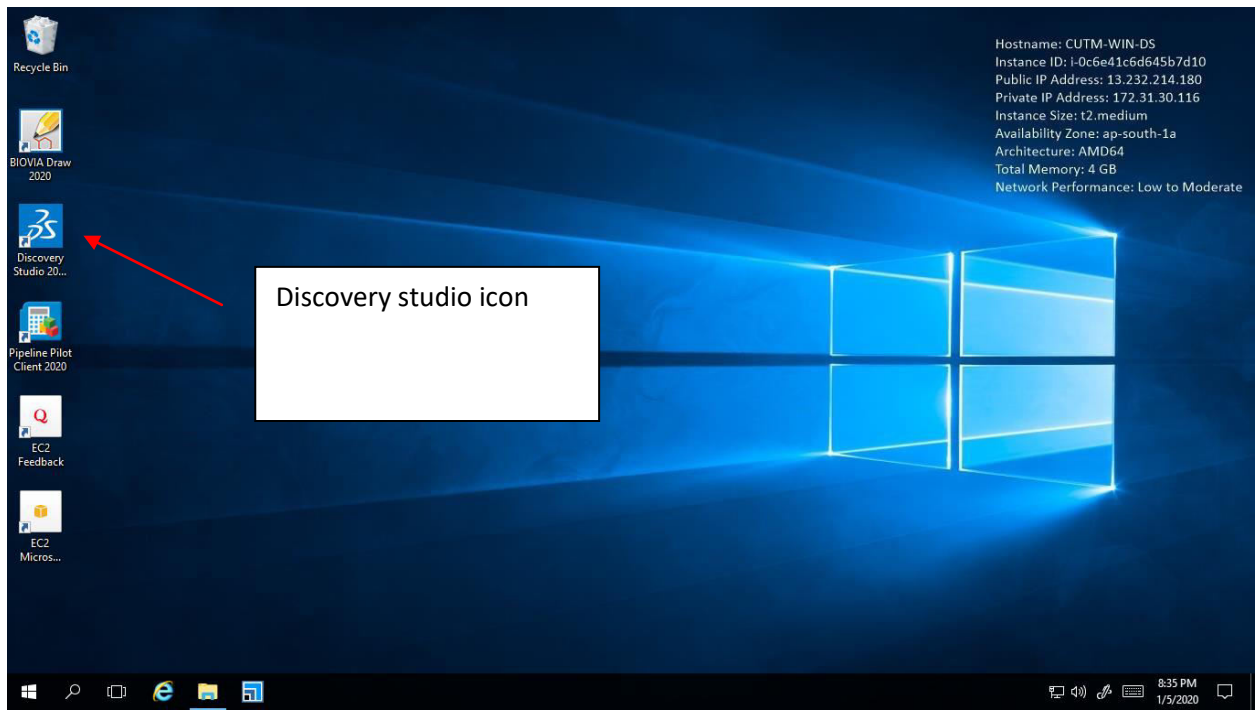
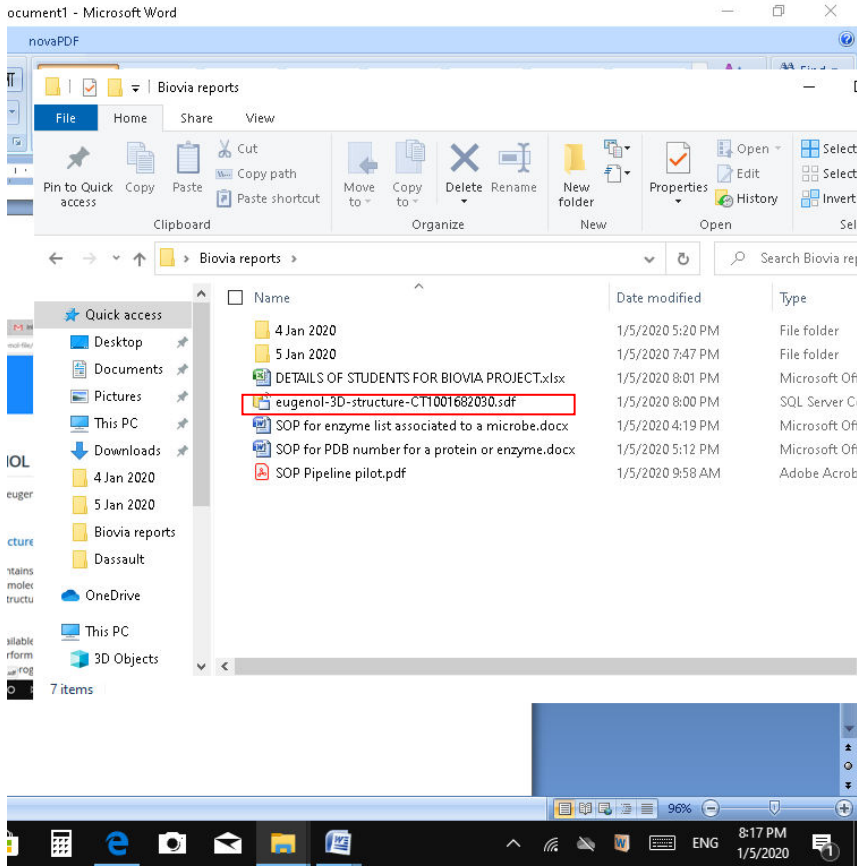
Below this text is a blue button with a download icon and the text "Download structure data file (SDF/MOL File)".

The text continues: "The structure data file (SDF/MOL File) contains the information about the atoms, bonds, connectivity and coordinates of eugenol molecule. It starts with a header block, followed by 'connection table', which describes the structural relationships and properties of the atoms."

Further down, it says: "The structure data file (SDF/MOL File) available above can be imported to most of the chemistry-related software packages, performing further scientific analysis. Most of the program require the structural information of the"

To the right of the text is a ball-and-stick model of the eugenol molecule. Below the model is the caption "Ball-and-stick model of eugenol" and the source "ChemEssen.com".

Save the sdf file



Copy the sdf file of eugenol to remote desktop

