



**Centurion**  
**UNIVERSITY**

*Shaping Lives...  
Empowering Communities...*

# Digital Communication Systems

## Session 1

Harish Chandra Mohanta, CUTM, Bhubaneswar Campus



**Centurion**  
**UNIVERSITY**

*Shaping Lives...  
Empowering Communities...*

# Information Representation

Communication systems convert information into a form suitable for transmission

Analog systems → Analog signals are modulated (AM, FM radio)

Digital system generate bits and transmit digital signals (Computers)

Analog signals can be converted to digital signals.

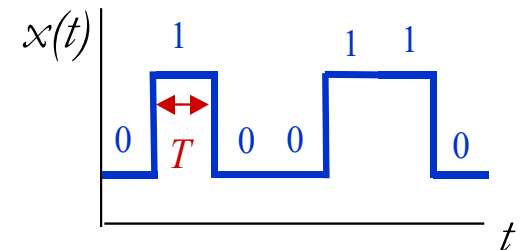
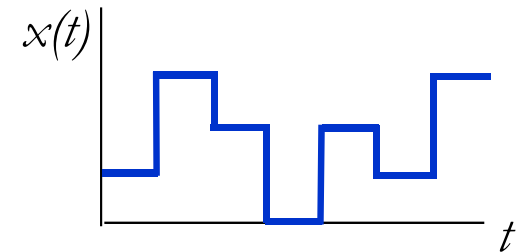
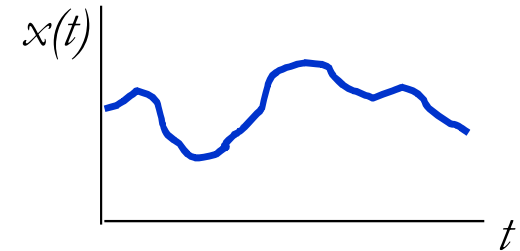


Centurion  
UNIVERSITY

Shaping Lives...  
Empowering Communities...

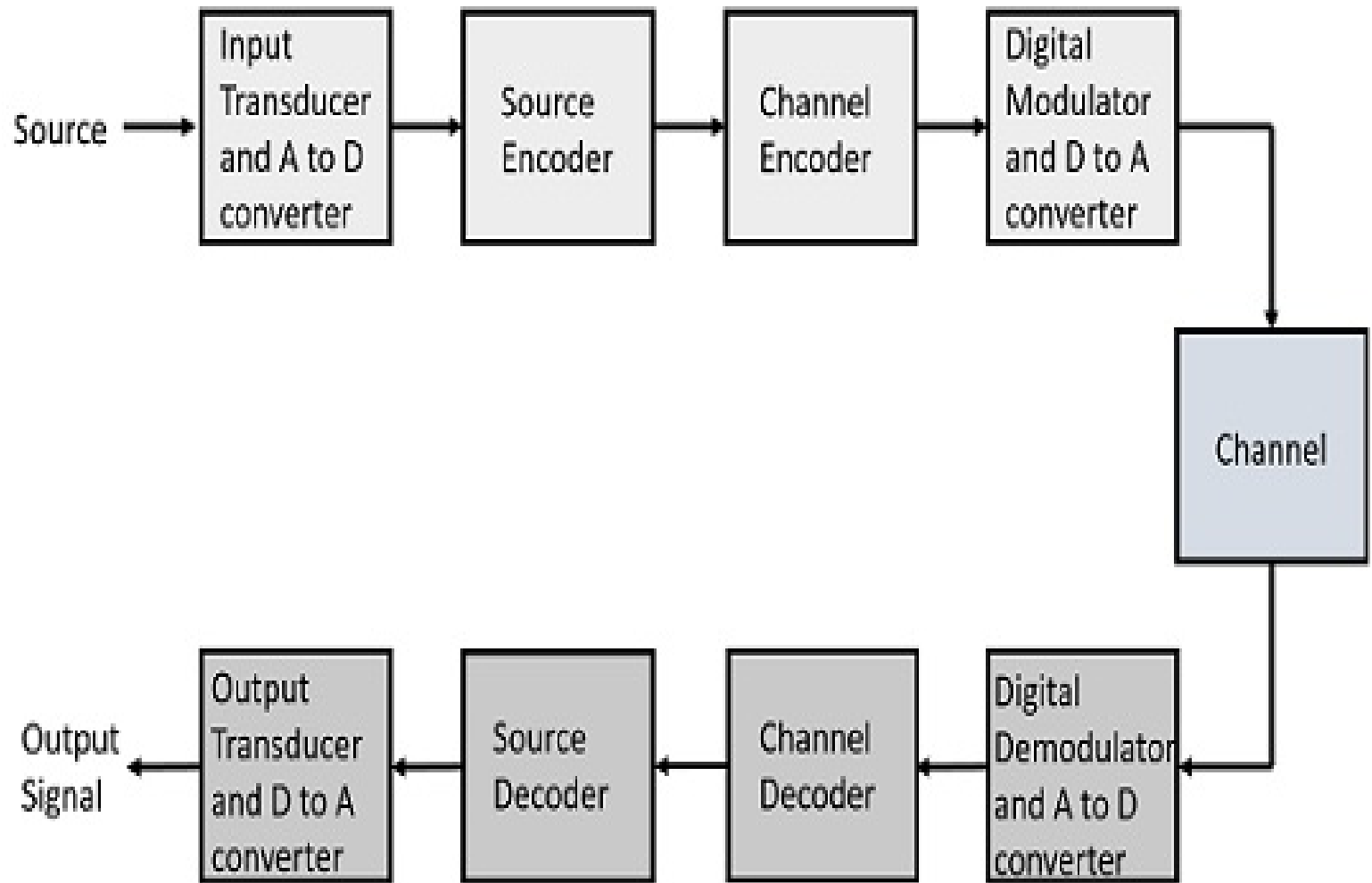
# Analog vs. Digital

- **Analog signals**
  - Value varies continuously
- **Digital signals**
  - Value limited to a finite set
- **Binary signals**
  - Has at most 2 values
  - Used to represent bit values
  - Bit time  $T$  needed to send 1 bit
  - Data rate  $R=1/T$  bits per second





# Block Diagram



Basic Elements of a Digital Communication System



Centurion  
UNIVERSITY

Shaping Lives...  
Empowering Communities...

# Digital Data System

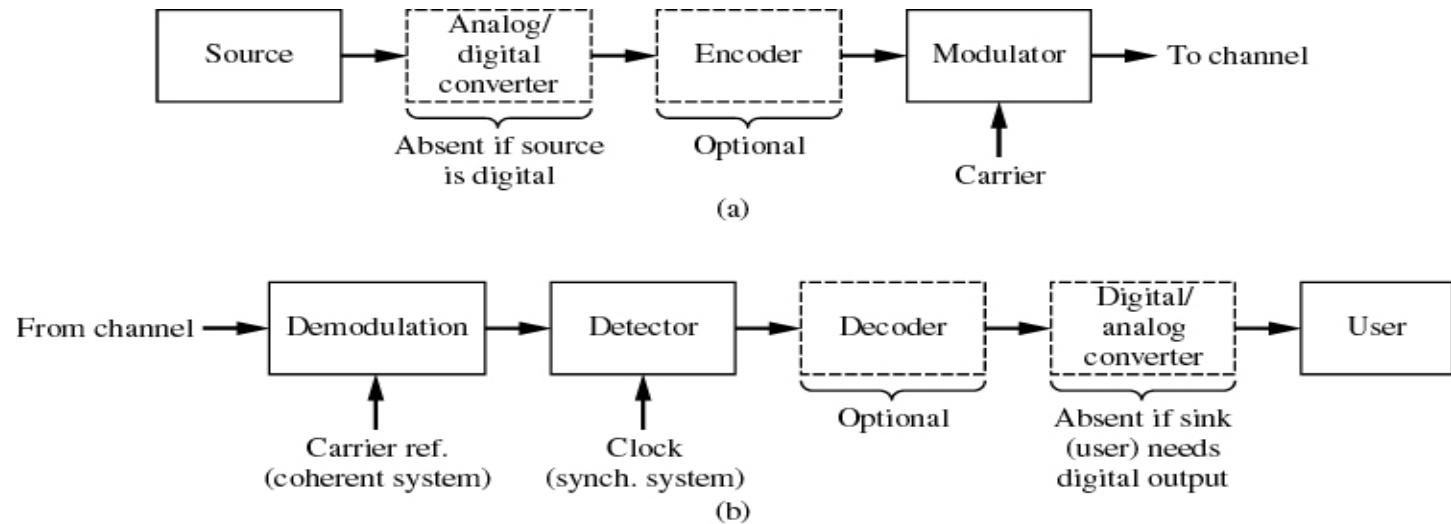


Figure 7-1 Block diagram of a digital data system. (a) Transmitter.  
(b) Receiver.

*Principles of Communications, 5/E* by Rodger Ziemer and William Tranter  
Copyright © 2002 John Wiley & Sons, Inc. All rights reserved.



Centurion  
UNIVERSITY

Shaping Lives...  
Empowering Communities...

# Components of Digital Communication

**Sampling:** If the message is analog, it's converted to discrete time by sampling.

(What should the sampling rate be ?)

**Quantization:** Quantized in amplitude.

Discrete in time and amplitude

**Encoder:**

Convert message or signals in accordance with a set of rules  
Translate the discrete set of sample values to a signal.

**Decoder:** Decodes received signals back into original message



**Centurion**  
**UNIVERSITY**

*Shaping Lives...  
Empowering Communities...*

# Advantages

**Stability of components:** Analog hardware change due to component aging, heat, etc.

**Flexibility:**

- Perform encryption

- Compression

- Error correction/detection

**Reliable reproduction**



**Centurion**  
**UNIVERSITY**

*Shaping Lives...  
Empowering Communities...*

# Advantages of Digital communication

- The greatest advantage of digital communication over analog communication is the viability of regenerative repeaters in the former.
- Digital hardware implementation is flexible and permits the use of microprocessors, mini-processors, digital switching, and large scale integrated circuits.
- Digital Signals can be coded to yield extremely low error rates and high fidelity as well as privacy.
- It is easier and more efficient to multiplex several digital signals.
- Digital communication is inherently more efficient than analog in realizing the exchange of SNR for bandwidth.
- Digital signal storage is relatively easy and inexpensive.





**Centurion**  
**UNIVERSITY**

*Shaping Lives...  
Empowering Communities...*

# Applications

Digital Audio  
Transmission

Telephone channels

Lowpass filter, sample,  
quantize

32kbps-64kbps  
(depending on the  
encoder)

Digital Audio  
Recording

LP vs. CD

Improve fidelity (How?)

More durable and don't  
deteriorate with time



Centurion  
UNIVERSITY

Shaping Lives...  
Empowering Communities...

# Classification of Digital Communication

- Digital communication is classified into two types.
  - (1) Baseband data transmission
  - (2) Bandpass data transmission
- Baseband data transmissions are of two types
  - a) Pulse analog (PAM, PWM, PPM)
  - b) Pulse digital (PCM, DPCM, DM, ADM)
- The fundamental difference between baseband and bandpass data transmission is with respect to channel.
- For bandpass, the channel is free space and for baseband, the channel is coaxial cable or fibre optic cable or twisted pair.



Centurion  
UNIVERSITY

Shaping Lives...  
Empowering Communities...

# Sampling: Time Domain

- Many signals originate as continuous-time signals, e.g. conventional music or voice
- By sampling a continuous-time signal at isolated, equally-spaced points in time, we obtain a sequence of numbers

$$n \in \{\dots, -2, -1, 0, 1, 2, \dots\}$$

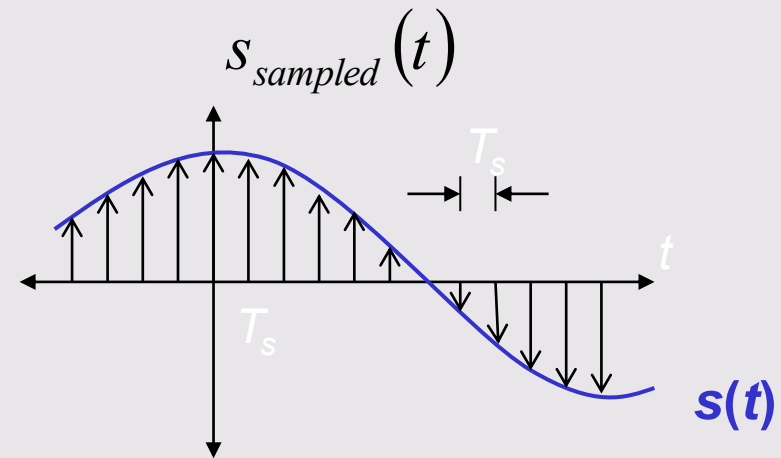
$T_s$  is the sampling period.

$$s[n] = s(n T_s)$$

$$S_{\text{sampled}}(t) = s(t) \underbrace{\sum_{n=-\infty}^{\infty} \delta(t - n T_s)}_{\text{impulse train}}$$

11

**impulse  
train**



**Sampled analog  
waveform**

Harish Chandra Mohanta, CUTM,  
Bhubaneswar Campus



# Sampling: Frequency Domain

Replicates spectrum of continuous-time signal

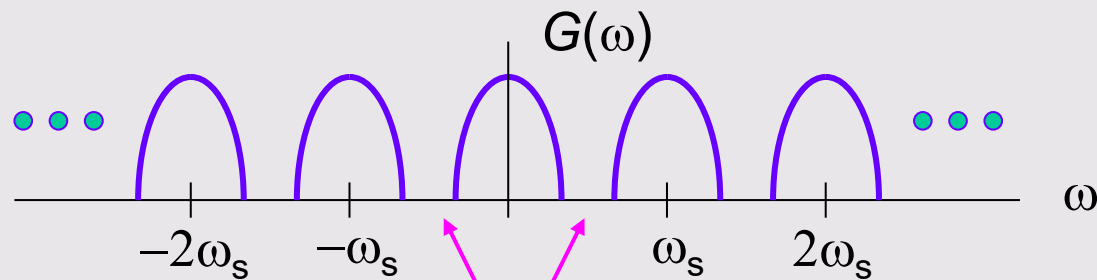
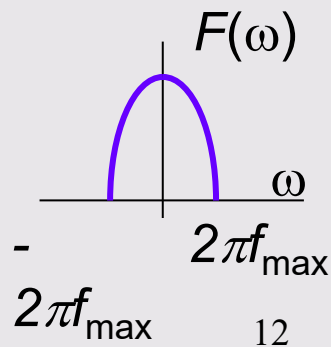
At offsets that are integer multiples of sampling frequency

Fourier series of impulse train where  $\omega_s = 2\pi f_s$

## Example

$$g(t) = f(t) \delta_{T_s}(t) = \frac{1}{T_s} (f(t) + 2f(t) \cos(\omega_s t) + 2f(t) \cos(2\omega_s t) + \dots)$$

$$\delta_{T_s}(t) = \sum_{n=-\infty}^{\infty} \delta(t - nT_s) = \frac{1}{T_s} + \underbrace{\frac{2}{T_s} \cos(\omega_s t)}_{\text{Modulation by } \cos(\omega_s t)} + \underbrace{\frac{2}{T_s} \cos(2\omega_s t) + \dots}_{\text{Modulation by } \cos(2\omega_s t)}$$



gap if and only if  $2\pi f_{\max} < 2\pi f_s - 2\pi f_{\max}$



Centurion  
UNIVERSITY

Shaping Lives...  
Empowering Communities...

# Shannon Sampling Theorem

A continuous-time signal  $x(t)$  with frequencies no higher than  $f_{max}$  can be reconstructed from its samples  $x[n] = x(n T_s)$  if the samples are taken at a rate  $f_s$  which is greater than  $2 f_{max}$ .

$$\text{Nyquist rate} = 2 f_{max}$$

$$\text{Nyquist frequency} = f_s/2.$$

What happens if  $f_s = 2f_{max}$ ?

Consider a sinusoid  $\sin(2\pi f_{max} t)$

Use a sampling period of  $T_s = 1/f_s = 1/2f_{max}$ .

Sketch: sinusoid with zeros at  $t = 0, 1/2f_{max}, 1/f_{max}, \dots$



Centurion  
UNIVERSITY

Shaping Lives...  
Empowering Communities...

# Shannon Sampling Theorem

## Assumption

Continuous-time signal has no frequency content above  $f_{\max}$

Sampling time is exactly the same between any two samples

Sequence of numbers obtained by sampling is represented in exact precision

Conversion of sequence to continuous time is ideal

## In Practice



Centurion  
UNIVERSITY

Shaping Lives...  
Empowering Communities...

# Why 44.1 kHz for Audio CDs?

Sound is audible in 20 Hz to 20 kHz range:

$$f_{\max} = 20 \text{ kHz and the Nyquist rate } 2 f_{\max} = 40 \text{ kHz}$$

What is the extra 10% of the bandwidth used?

Rolloff from passband to stopband in the magnitude response of the anti-aliasing filter

Okay, 44 kHz makes sense. Why 44.1 kHz?

At the time the choice was made, only recorders capable of storing such high rates were VCRs.

NTSC: 490 lines/frame, 3 samples/line, 30 frames/s  
= 44100 samples/s

PAL: 588 lines/frame, 3 samples/line, 25 frames/s =  
44100 samples/s



Centurion  
UNIVERSITY

Shaping Lives...  
Empowering Communities...

# Sampling

As sampling rate increases, sampled waveform looks more and more like the original

Many applications (e.g. communication systems) care more about frequency content in the waveform and not its shape

Zero crossings: frequency content of a sinusoid

Distance between two zero crossings: one half period.

With the sampling theorem satisfied, sampled sinusoid crosses zero at the right times even though its waveform shape may be difficult to recognize





Centurion  
UNIVERSITY

Shaping Lives...  
Empowering Communities...

# Aliasing

Analog sinusoid

$$x(t) = A \cos(2\pi f_0 t + \phi)$$

Sample at  $T_s = 1/f_s$

$$x[n] = x(T_s n) = A \cos(2\pi f_0 T_s n + \phi)$$

Keeping the sampling period same, sample

$$y(t) = A \cos(2\pi(f_0 + lf_s)t + \phi)$$

where  $l$  is an integer

$$\begin{aligned} y[n] &= y(T_s n) \\ &= A \cos(2\pi(f_0 + lf_s)T_s n + \phi) \\ &= A \cos(2\pi f_0 T_s n + 2\pi lf_s T_s n + \phi) \\ &= A \cos(2\pi f_0 T_s n + 2\pi l n + \phi) \\ &= A \cos(2\pi f_0 T_s n + \phi) \\ &= x[n] \end{aligned}$$

Here,  $f_s T_s = 1$

Since  $l$  is an integer,  
 $\cos(x + 2\pi l) = \cos(x)$

$y[n]$  indistinguishable from  $x[n]$

Frequencies  $f_0 + lf_s$  for  $l \neq 0$  are aliases of frequency  $f_0$