



Social Progress Index: Measuring what matters to Indian Society

HLPF

New York, 16 July 2018



INSTITUTE for
COMPETITIVENESS

**SOCIAL
PROGRESS
IMPERATIVE**

INDIA'S COMMITMENT TO THE

SDG's

FORUMS AND CONFERENCES: Reinforcing India's commitment to the national development agenda and SDGs, the country's Parliament organized several forums focused on poverty elimination, gender equality, climate change, and resource mobilization for SDGs.

FRAMEWORKS FOR ASSESSMENT: The Ministry of Statistics & Programme Implementation (**MoSPI**) has held numerous discussions to develop a monitoring framework for SDGs which includes a list of draft national indicators. They are placed in the public domain for wider consultation.

PROGRAMS: For implementing the SDG agenda, the Government of India has launched several programs at national level such as:

1. Pradhan Mantri Jan Dhan Yojana (PMJDY)
2. Pradhan Mantri Jeevan Jyoti Bima Yojana (PMJJY)
3. Atal Pension Yojana (APY)

STATE LEVEL STEPS:

At sub – national level, state governments are at various stages of their 15-year vision and strategy roadmaps.

State Planning and Development departments are also operating as focal points for facilitating the process of SDG implementation by providing the necessary information and support. For instance:

Andhra Pradesh as part of its Vision 2029 has identified indicators for each of the 17 SDGs. It has also outlined the baseline, targets, milestones as well as key strategies for realizing the SDGs.

Assam has set up a Centre for SDGs under the Planning and Development Department and an integrated framework for implementation has been adopted. The state has also developed its own vision for realizing the SDGs, namely, ASSAM 2030

Karnataka focuses on technology in 12 sectors: education, medical science and health care, food & agriculture, water, energy, environment, habitat, transportation, infrastructure, manufacturing, materials and ICT

NITI AAYOG'S ROLE IN SDGS

NITI Aayog has been entrusted with the role to co-ordinate '**Transforming our world: the 2030 Agenda for Sustainable Development**' (called as SDGs). The SDGs cover 17 goals and 169 related targets resolved in the UN Summit meet 25-27 September 2015, in which India was represented at the level of Hon'ble Prime Minister. These SDGs will stimulate, align and accomplish action over the 15-year period in areas of critical importance for the humanity and the planet.

The task at hand for NITI Aayog is not merely to periodically collect data on SDGs but to act proactively fructify the goals and targets not only quantitatively but also maintaining high standards of quality.

NITI Aayog, in collaboration with RIS held a Consultation on SDGs, during 9th and 10th February 2016 with stakeholders including States, Ministries, academia, International organizations, NGOs etc. at New Delhi.

SOCIAL PROGRESS INDEX: ASSOCIATION WITH NITI AAYOG

The idea behind this index was to provide the leaders, businesses, and changemakers in the country with an actionable tool to advance social progress for India's citizens. **Therefore, it was important to seek suggestions from the changemakers for developing the index.**

A multi-stage iterative process was followed to reach the most accurate framework of Social Progress Index for the states of India. The first stage involved interaction with the Social Progress Imperative to gain an understanding of Social Progress Index concept, principles, and methodology.

The second stage involved identifying a possible set of indicators that met the Social Progress Index criteria. Numerous publicly available indicators that reflect the real lived experience of people were considered.

The third step involved engagement with key experts and stakeholders to solicit feedback and validation. Among those who provided valuable feedback was the team of experts at NITI Aayog whose contribution was invaluable for the Index creation.

The team conducted presentations of their work at NITI Aayog under the chairmanship of Bibek Debroy and Amitabh Kant.

- The first interaction involved presenting the broad concept of the Social Progress Index for Indian states, cities and districts and how it can help the government track policy impact, assess Sustainable Development Goals, and set priority areas for investment and development.
- The second interaction added the longitudinal aspect to the study. It was realized that it would be more illuminating to measure social progress overtime, as such a study will help to analyse whether the developments of states on social indicators are heading in the right direction or not.
- The third interaction with the experts in women development, health and education sectors, led to the restructuring of the Index after which the Institute for Competitiveness, India developed the final index for Indian states at the behest of NITI Aayog.

FRAMEWORK: STATES

Basic Human Needs

Nutrition and Basic Medical Care

- Infant Mortality Rate
- Underweight Children
- Maternal Mortality Rate
- Anaemic Children

Water and Sanitation

- Prevalence of Typhoid
- Prevalence of Diarrhoea
- Improved water source
- Drinking water covered habitations
- Rural Sanitation

Shelter

- Power Deficit
- Access to Electricity
- Pucca Houses
- Housing Shortages

Personal safety

- Road Deaths
- Murder Crimes
- Rape Crimes
- Violent Crimes

Foundations of Wellbeing

Access to Basic Knowledge

- Net primary enrolment
- Gross secondary enrolment
- Literacy
- Gender parity
- Drop out rates

Access to Info and Communications

- Access to TV
- Internet Subscribers
- Phone Subscribers
- Newspaper Circulation

Health and Wellness

- Obesity Male
- Obesity Female
- Suicides
- Respiratory infections
- HIV Prevalence
- Life expectancy at 60
- Leprosy Prevalence

Environmental Quality

- Renewable energy
- Change in Forest cover
- Water withdrawals
- Land Degradation

Opportunity

Personal Rights

- Property Rights
- Human Trafficking
- Judiciary

Personal Freedom and Choice

- Family Planning
- Child Labour
- Corruption
- Early Marriage

Inclusion









- Child Sex Ratio
- Financial Inclusion - Bank Branches
- Financial Inclusion - Women
- Women in Panchyati Raj Institutions
- Insurance Coverage
- Scheduled Tribe Enrolment, higher education

Access to Advanced Education








- Higher Education Enrolment
- Female Graduates
- Technical Institutes
- Colleges (UGC)

STATE SCORES: calibrated against SDGs








Very High Social Progress

State	Value	
Kerala	68	
Himachal Pradesh	65	
Tamil Nadu	65	
Uttarakhand	64	
Goa	63	
Mizoram	63	
Sikkim	63	
Punjab	62	








High Social Progress

State	Value	
Delhi	60	
Karnataka	60	
Maharashtra	58	
Chhattisgarh	57	
Gujarat	57	
Haryana	57	
Nagaland	57	

Middle Social Progress

State	Value	
Andhra Pradesh	56	
Arunachal Pradesh	55	
Jammu & Kashmir	55	
Madhya Pradesh	55	
Manipur	55	
Meghalaya	54	
West Bengal	54	

Low Social Progress

State	Value	
Tripura	53	
Odisha	52	
Rajasthan	52	
Uttar Pradesh	51	
Assam	49	
Jharkhand	48	
Bihar	45	

SPI AND SDGS: GAP ANALYSIS

Mapping SDGs

Basic Human Needs

Goal 2:
By 2030, end all forms of malnutrition, including achieving, by 2025, the internationally agreed targets on stunting and wasting in children under 5 years of age, and address the nutritional needs of adolescent girls, pregnant and lactating women and older persons

Goal 3:
By 2020, halve the number of global deaths and injuries from road traffic accidents

Goal 6:
By 2030, achieve universal and equitable access to safe and affordable drinking water for all
By 2030, achieve access to adequate and equitable sanitation and hygiene for all and end open defecation, paying special attention to the needs of women and girls and those in vulnerable situations

Goal 16:
Significantly reduce all forms of violence and related death rates everywhere

Foundations of Wellbeing

Goal 4:
By 2030, ensure that all girls and boys complete free, equitable and quality primary and secondary education leading to relevant and Goal-4 effective learning outcomes

Goal 9:
Significantly increase access to information and communications technology and strive to provide universal and affordable access to the Internet in least developed countries by 2020

Goal 12:
By 2030, substantially reduce waste generation through prevention, reduction, recycling and reuse

Goal 15:
By 2030, combat desertification, restore degraded land and soil, including land affected by desertification, drought and floods, and strive to achieve a land degradation-neutral world

Opportunity

Goal 3:
By 2030, ensure universal access to sexual and reproductive health-care services, including for family planning, information and education, and the integration of reproductive health into national strategies and programmes

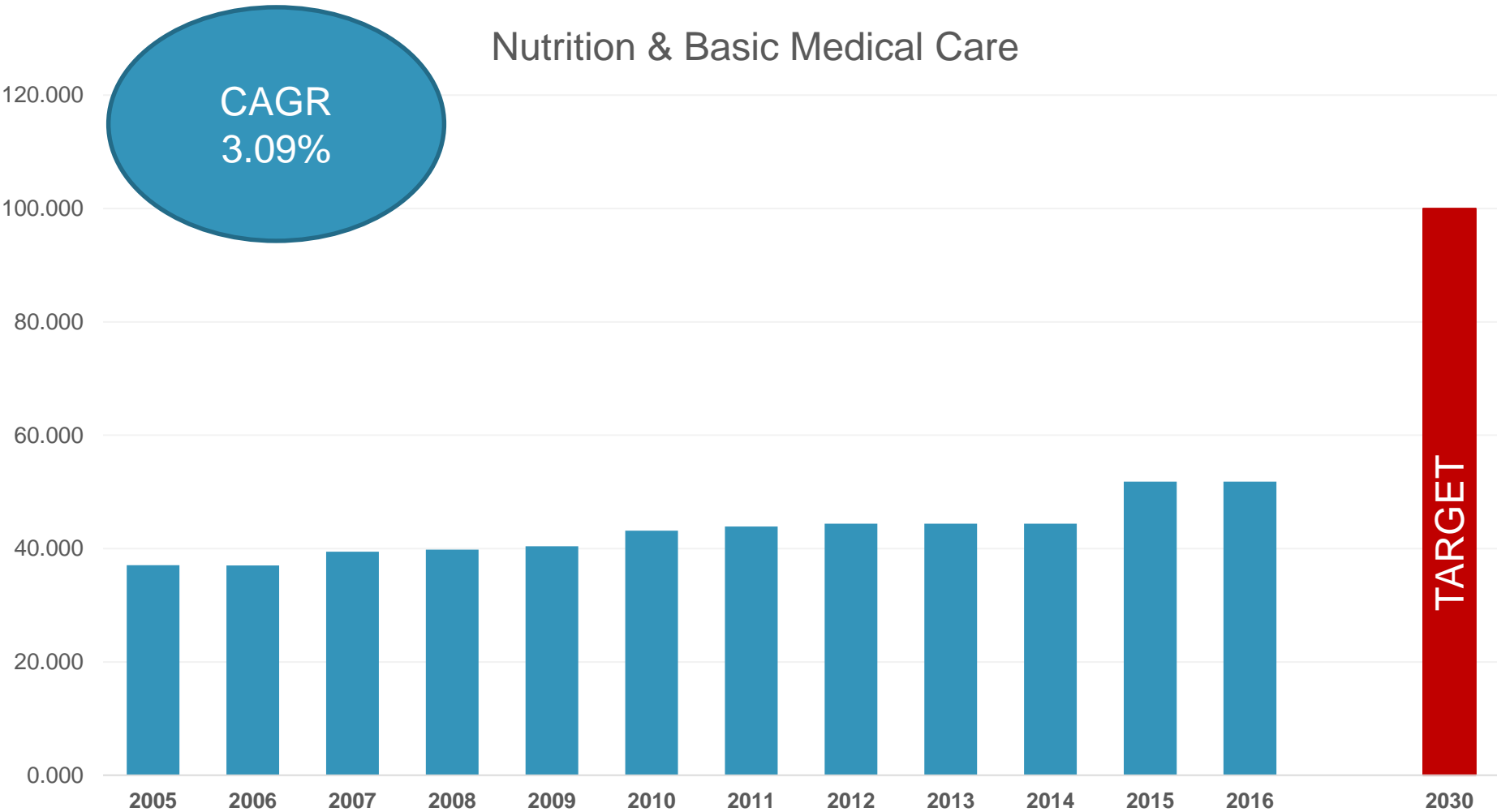
Goal 4:
By 2030, ensure equal access for all women and men to affordable and quality technical, vocational and tertiary education, including university

Goal 5:
Ensure women’s full and effective participation and equal opportunities for leadership at all levels of decisionmaking in political, economic and public life

Goal 16:
End abuse, exploitation, trafficking and all forms of violence against and torture of children

SPI AND SDGS

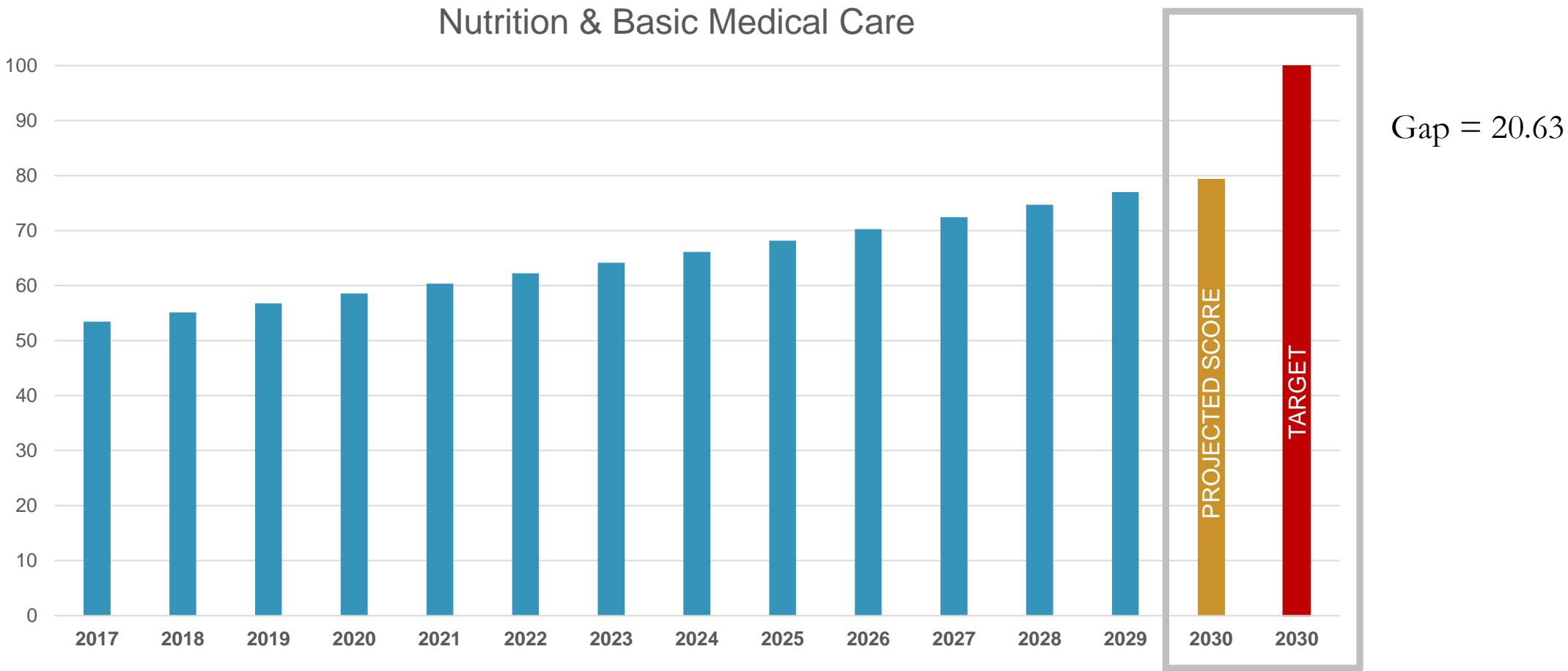
By 2030, end all forms of malnutrition



SPI AND SDGS

PROJECTIONS:

If we grow at the same rate, the average score for India will be 79.37 and we will not be able to achieve our targets



FRAMEWORK: DISTRICTS

Social Progress Index: Districts of India

Basic Human Needs

Nutrition and Basic Medical Care

- Antenatal Care
- Underweight Children
- Anaemic Children
- Stunted Children
- Anaemia
- Malnutrition

Water and Sanitation

- Sanitation Facilities
- Bathing facilities
- Improved Sanitation
- Drinking water
- Water from treated source

Shelter

- Houses in good condition
- Housing facilities
- Electricity

Personal safety

- Murder Crimes
- Rape Crimes
- Road Deaths
- Other IPC Crimes

Foundations of Wellbeing

Access to Basic Knowledge

- Literate Women
- Literate Men
- Girls Schooling
- Primary Net Enrolment
- Dropout Rates

Access to Info and Communications

- Television
- Internet
- Landline
- Mobile

Health and Wellness

- High Sugar
- High Blood Pressure
- Obesity
- Women's Cancer
- Oral Cancer

Environmental Quality

- Drainage
- Respiratory Infections
- Usage of Clean fuel
- Usage of Kerosene

Opportunity

Personal Rights

- Children whose birth was registered
- Access to Judiciary
- Land Ownership

Personal Freedom and Choice

- Early Marriages
- Young Mothers
- Family Planning
- Kidnapping to Compel for Marriage

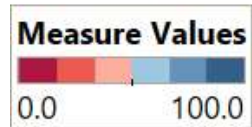
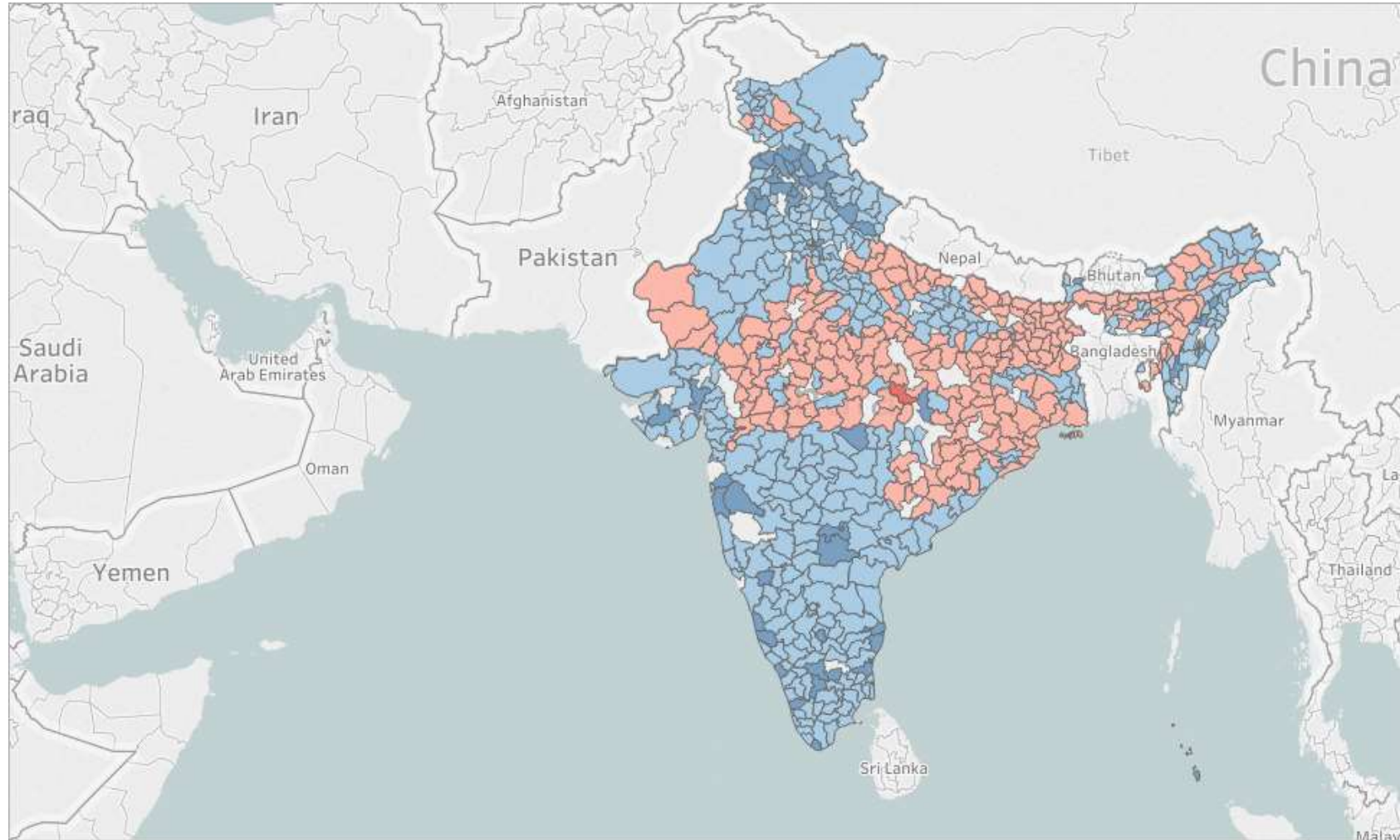
Inclusion

- Women Inclusion
- Children Crimes
- SC/STs Inclusion

Access to Advanced Education

- Women Schooling
- Access to Colleges
- Female to Male Enrolment
- Colleges Connected to NEICT

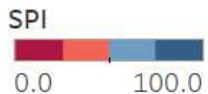
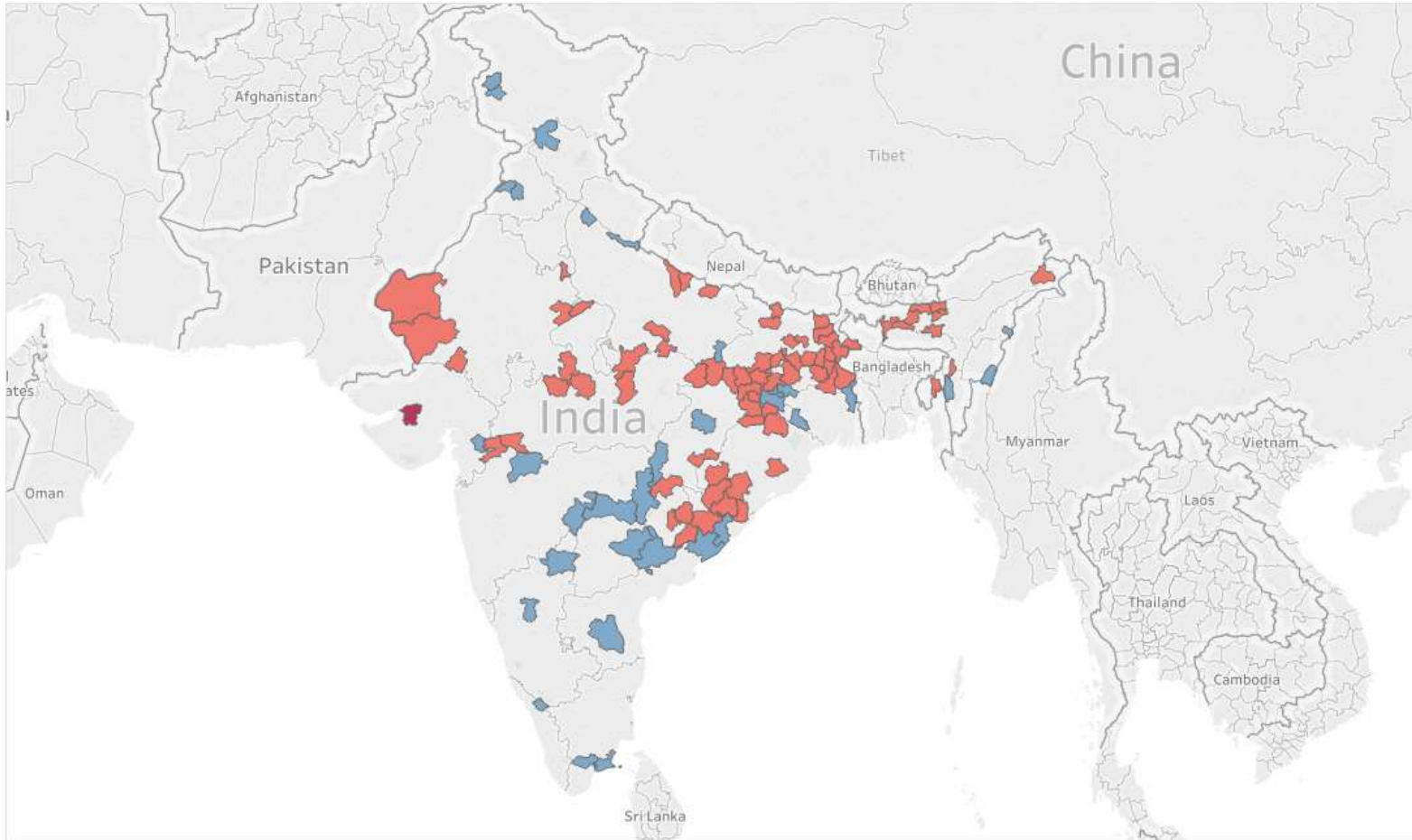
SOCIAL PROGRESS SCORES



- India's districts' scores range from a high of 76.8 to a low of 28.67.
- The results show that there are considerable differences between districts, and there are clearly some underperforming outliers.
- Given the range of scores, there is immense scope for improvement for even the best-performing districts.

PERFORMANCE OF BACKWARD DISTRICTS

Most Backward Districts are ranked on the lower end of the social progress



Steps by Government of India

- Launched by the Hon'ble PM, the **'Transformation of Aspirational Districts'** programme aims to quickly and effectively transform the districts through the support of NITI Aayog.
- With States as the main drivers, this program focuses on the strength of each district, identify low-hanging fruits for immediate improvement, measure progress, and rank districts.
- The Government is committed to raising the living standards of its citizens and ensuring inclusive growth for all – **"Sabka Saath Sabka Vikas"**.
- The broad contours of the programme are **Convergence** (of Central & State Schemes), **Collaboration** (of Central, State level 'Prabharī' Officers & District Collectors), and **Competition** among districts driven by a mass Movement.
- NITI Aayog in partnership with the Government of Andhra Pradesh has created a dashboard for monitoring the real-time progress of the districts